





MASTITIS

Mastitis is inflammation of the milk gland of an animal



Symptoms

- ✿ The udder is swollen, hard, warm and painful.
- ✿ Necrosis (dying-off) of udder tissue occurs and the cow could die.
- ✿ The cow is often feverish, does not eat and produces less milk.
- ✿ The milk has a different appearance. It could, for example, be watery or it might contain mucus, pus or even blood.



Causes


A variety of micro-organisms such as bacteria, viruses and yeasts cause mastitis. Factors which contribute to the disease are:



- ✿ a wet climate
- ✿ sawdust containing dung
- ✿ dirty equipment and dirty water in the dairy
- ✿ infected cows in the herd.

Treatment

- ✿ Dose with a suitable antibiotic according to directions under conditions of strict hygiene.
- ✿ Swollen, hard, warm udders must be carefully and gently massaged. The udder must be milked 2 or 3 times a day.
- ✿ Bury the milk or dispose of it into a sewage system.





Use a test beaker at every milking




Control

- ✿ Maintain good hygiene during milking.
- ✿ Cut off any long hair on the udder. Wipe the teats with dry, disposable paper.
- ✿ Wash dirty teats under running water and dry them well with disposable paper.
- ✿ Use a test beaker at every milking to see whether the milk contains mucus, pus or blood.
- ✿ Teat liners of milking machines must be washed and disinfected after every milking.
- ✿ Dip teats in a suitable teat remedy after every milking.
- ✿ Hands must be clean when teat ointment (salve) is applied or when milking by hand.
- ✿ The people milking the cows must not have any sores on their hands.

Management

- ✿ Separate infected cows from the rest of the herd and milk them last.
- ✿ Buy only healthy animals.



Remember

Consult your local animal health technician or a veterinarian if mastitis is an ongoing problem in the herd.